

St Edith's Church, Monks Kirby- Learning Resource

PHOTO ID TASK

- Look at the photographs below. They were all taken inside the church.
- Each one is numbered.
- Walk around the church and try to find where they photographs were taken.
- Record on the church plan where you think each one is. Use its unique number.
- Write what you think each one is.




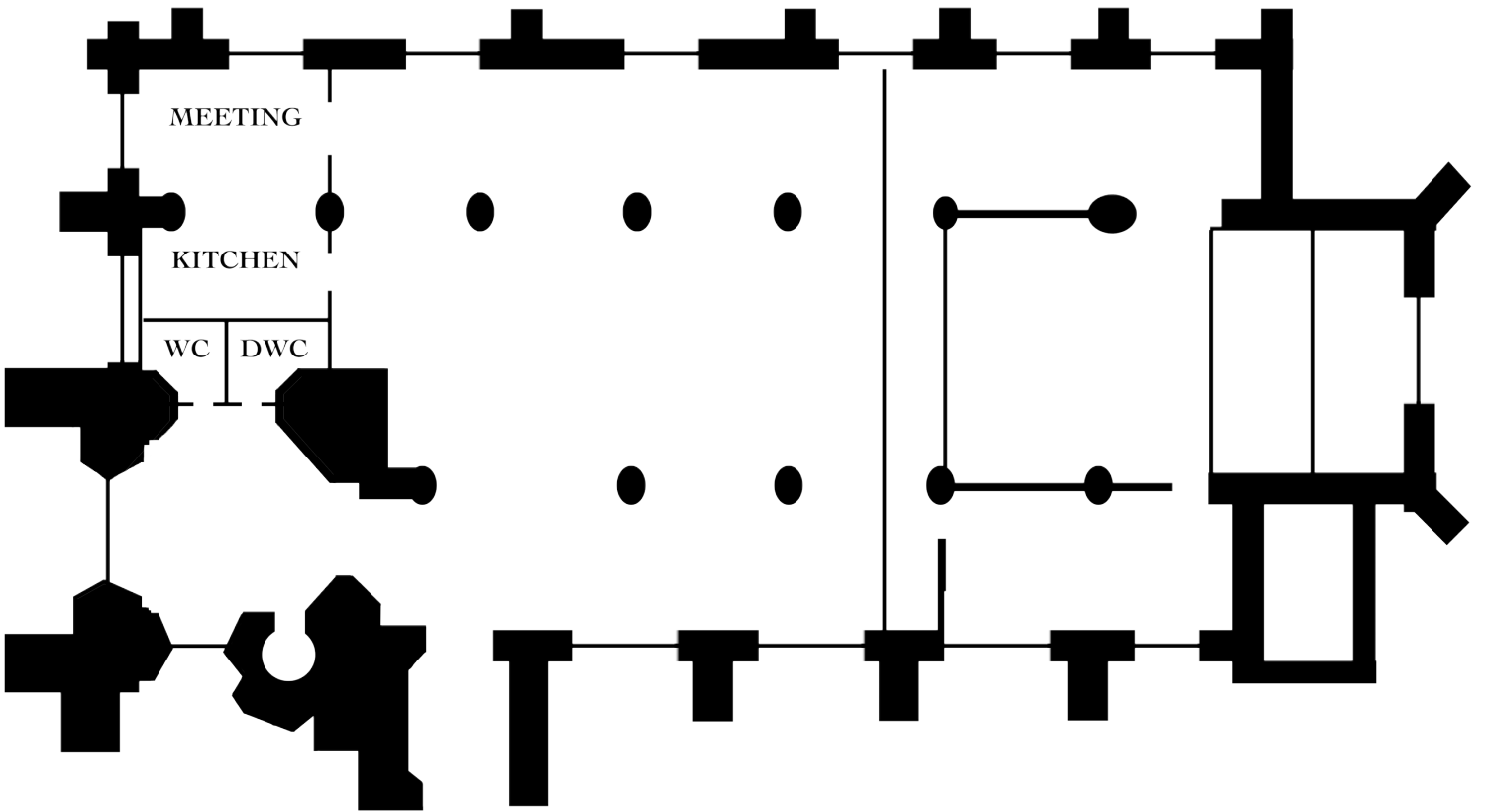


Photo ID Record Sheet



1. _____
2. _____
3. _____
4. _____
5. _____
6. _____
7. _____
8. _____
9. _____
10. _____
11. _____
12. _____
13. _____
14. _____
15. _____
16. _____
17. _____
18. _____
19. _____
20. _____

Teacher's Notes

Aims:

1. To encourage the children to look closely at the church and in particular the detail.
2. To encourage children to appreciate the beauty and variety of church furniture and features.
3. To match photographic images to the real object.
4. To be able to locate and record an object on a plan of the church.
5. To make an educated guess as to what each object is.

Target group(s):

Upper Key Stage One

Key Stage Two

Resources:

- Photo images sheets
- Recording sheets
- Clipboards
- Pens/pencils
- iPads/cameras for follow-up task

Activity outline:

1. Give each child an image sheet, recording sheet and pen or pencil
2. Explain the task to them
3. Go to church and undertake the task.
4. Discuss the results as a class and give the correct answers.

Follow-up work:

1. Children create their own photo ID quizzes for other children to attempt.

National Curriculum

History:

A study over time tracing how several aspects of national history are reflected in the locality (this can go beyond 1066)

A study of an aspect of history or a site dating from a period beyond 1066 that is significant in the locality.